



KirkleesClimbing Bouldering Guides

Piper Stones aka Shooters Nab Boulders

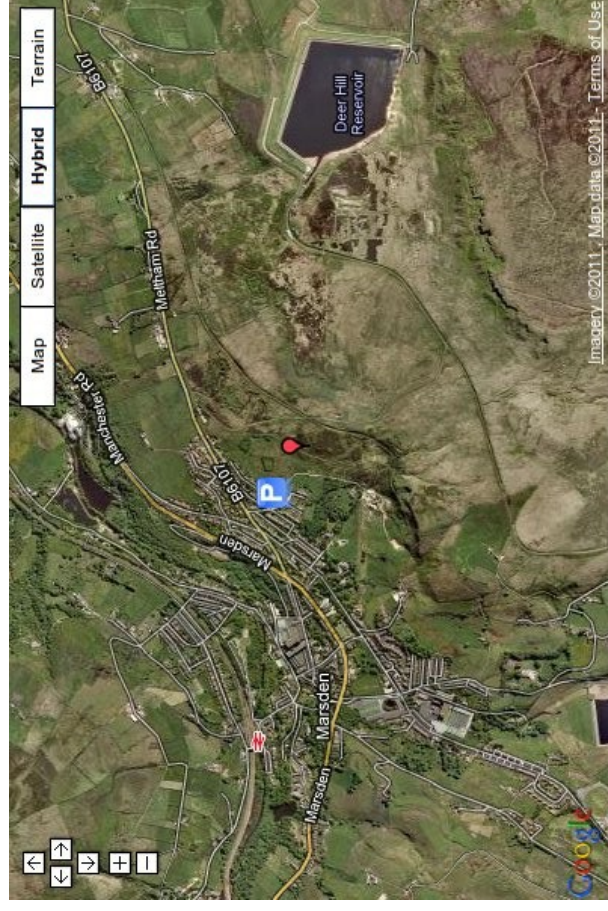
Piper Stones, also known as Shooters Nab Boulders, is small collection of boulders usually passed on the walk in to the main climbing at Shooters Nab. Not a major venue but a few good problems and traverses worth a quick visit to tick them all. All problems are on good rock with nice features. A brush maybe required for some of the North facing problems, numbers 8 to 11.




ACCESS

Park up, considerately, at the limited parking at Woods Mount.


There is then a fairly direct path through the field to a National Trust sign/stile onto the Kirklees Way footpath which leads you below the boulders within 10 minutes.



- 1) **Font 3** The short face.
- 2) **Font 4** The centre of the wall.
- 3) **Font 3** The arete, beware, the flake sounds rather hollow.
- 4) **Font 4+** The wall from a sitting start
- 5) **Font 5** A traverse of the two main faces, the top edge is out.
- 6) **Font 4+** The centre of the face from a sit start.
- 7) **CRIMPANZEES TRAVERSE - Font 6a** Traverse the chest high crimps from a sitting start, the top edge is out.




- 8) **Font 5** The arete from a sitting start.
- 9) **Font 4** The middle of the wall.
- 10) **Font 3** The small sidewall.
- 11) **CRIMPERS TRAVERSE - Font 5+** Traverse on the crimps from right to left.



- 12) **CAVE DWELLER - Font 6a+** Sit start on the sloper at the back of the cave, stretch for the hold on the lip and then mantle out the top.





13) **Font 3** The middle of the small wall.

14) **Font 4** The nose.

15) **Font 3** Traverse the face from right to left without using your hands!

