




Piper Stones




Piper Stones, also known as Shooters Nab Boulders, is small collection of boulders usually passed on the walk in to the main climbing at Shooters Nab. Not a major venue but a few good problems and traverses worth a quick visit to tick them all. All problems are on good rock with nice features. A brush maybe required for some of the North facing problems, numbers 8 to 11.




1. **Font 3** The short face.
2. **Font 4** The centre of the wall.
3. **Font 3** The arete, beware, the flake sounds rather hollow.
4. **Font 4+** The wall from a sitting start
5. **Font 5** A traverse of the two main faces, the top edge is out.
6. **Font 4+** The centre of the face from a sit start.
7. **CRIMPANZEES TRAVERSE - Font 6a** Traverse the chest high crimps from a sitting start, the top edge is out.



8. **Font 5** The arete from a sitting start.
9. **Font 4** The middle of the wall.
10. **Font 3** The small sidewall.
11. **CRIMPERS TRAVERSE - Font 5+** Traverse on the crimps from right to left.





12. **CAVE DWELLER - Font 6a+** Sit start on the sloper at the back of the cave, stretch for the hold on the lip and then mantle out the top.
13. **Font 3** The middle of the small wall.
14. **Font 4** The nose.
15. **Font 3** Traverse the face from right to left without using your hands!